

## Magic-Gospel Magic & Books



### 12 Gospel Tricks with a Change Bag

The Change Bag is a grand item used by many performers. This book was written with the Gospel performer in mind. Routines include vanishing and exchanging items, showing the bag inside and out, yet instantly it is filled with flags, silks, handkerchiefs, etc. Del covers many areas in this book.

\$ 5.95



### 12 Gospel Tricks with a Rope

Rope magic has always been popular among magicians. Rope can easily be carried in your pocket or case, yet can be seen by the largest audiences. Del has woven Scripture patter into the routines as well as giving you move by move instructions. Whether you are a pastor, teacher, lay person, entertainer or speaker, this book is written with the Christian worker in mind.

\$ 5.95



### 12 Gospel Tricks with a Thumb Tip

The thumb tip is the magicians favorite utility item, so easy to use! Del has come up with 12 wonderful ideas for presenting the Gospel using a thumb tip. Everything is appropriately titled and has a Scriptural application to guide the reader through the lesson. (Note: Thumb Tips Sold Seperate).

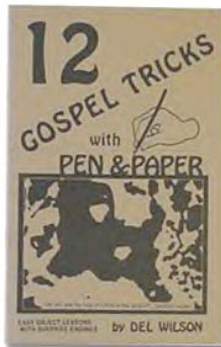
\$ 5.95



## 12 Gospel Tricks with Money

Gods Word has a lot to say about money. Heres a book loaded with ideas and routines complete with Bible texts to help you present ideas with impact. Most of the tricks in this book require very little practice.


\$ 5.95



## 12 Gospel Tricks with Pen & Paper

Del Wilson has come up with twelve excellent pen and paper effects on ways to lift up Jesus. Each lesson has a Scripture and a story: "Jacobs Dream", "Five Little Words", "Finding Jesus", "Good News" and more. All well told in this book.

\$ 5.95



## 12 Gospel Tricks with Silks

If you want to add some color and beauty to your program, include some silk magic. Heres a book full of silk effects with original Gospel routines as only Del Wilson could write them. The beauty of silk magic is "they pack flat and play big".

\$ 5.95



## 12 Gospel Tricks You Can Make

If you want to get into the Gospel magic business with very little outlay of cash, this book will be of interest to you. Most of the tricks are made of paper, wood, rope, string, liquid and items that are already at your fingertips. Here are a few from the contents: Loaves and Fishes, Gods Love, Water Into Wine, Signs of the Times, Linked to God and many more.

\$ 5.95



## 12 Impromptu Gospel Tricks

The word "Impromptu" as used in the title of this book, means being able to do a Gospel routine with items that are readily available or that can be borrowed from the person to whom you are witnessing. Being able to perform impromptu can be a real challenge. Learn the effects in this book and you will always be ready to illustrate the gospel any time you are called upon.

\$ 5.95




## 50 Magic Object Lessons You Can Do

by Rev. Sherman H. Epler

This book is one of the best. Actually, this book is in two parts. One part is all Magic Object Lessons and the other part is Religious Object Lessons. So, if you've never done magic before, there is something here for you. Ideal for the one who has to present an object lesson of some kind every week.

\$ 5.95



## Amazing Choices

Three cards are removed from a small envelope. Each card symbolizes biblical choices. The spectator is asked to make a choice of one of the three symbols - the magician reveals he guessed the spectator's selection! From this you explain the most important choice we can make is giving our life to Christ!

\$ 8.95



## Art Of Gospel Magic (3 DVD Set) by Duane Laflin - DVD

Art Of Gospel Magic (3 DVD Set)  
by Duane Laflin

What Is The Ministry Of The Gospel Magician?

The answer to this and many other questions are covered in Volume One of the Art of Gospel Magic.

Become a minister of the Gospel using your Magic! Full-time professional Duane Laflin reveals how to use your magic in your Christian ministry so that it will be an effective and God-glorifying teaching tool. Each and every subject Duane covers is illustrated with at least one complete gospel magic routine, with some subjects featuring several routines.

Subjects you will learn about include:

- \*The Importance of Spiritual Power
- \*Individual Uniqueness
- \*Explaining What Magic Is and Is Not
- \*The Possession and Perception of Skill
- \*Spirituality of Entertainment
- \*Handling Audience Helpers
- \*Credibility of your Message
- \*Length and Power of your Presentation
- \*Putting Together A Gospel Magic Program!

You have the individual effects, but how do they fit together to make a whole presentation? Professional gospel magician Duane Laflin shows you how in Volume Two of the Art of Gospel Magic.

Join Duane Laflin as he once again demonstrates how to use your magic in your Christian ministry so that it will be an effective and God-glorifying teaching tool. Each of Duane's principles are illustrated with at least one complete gospel magic routine.

Subjects you will learn about include:

- \*Beginning A Gospel Magic Program
- \*Pacing A Program To Increase Interest

- \*Timing Of Audience Involvement
- \*Balancing Your Message With Entertainment
- \*Creating a Meaningful & Memorable Manner
- \*Gospel Effect Selection
- \*Effect Placement
- Much, Much, More!
- Make Your Act Astonishing!

If your act is to be viewed as CREDIBLE, you must first be COMPETENT. Full-time professional gospel magician Duane Laflin shares the theories behind making your magic effects excel in Volume Three of the Art of Gospel Magic.

In this volume, you will learn how to improve your performances through proper prop management, stage setting, table usage and manipulation of magical gimmicks! PLUS, you will learn how to perform all of the effects demonstrated in Volumes One and Two of this series!

Some of the many Effects Explained include:

- \*Vanishing Candles
- \*Patriotic Ropes
- \*Priority Ball
- \*Life Is A Puzzle
- \*Silk Fountain
- \*Sponge Ball Vanish
- \*Ledger Of Life

Plus Much, Much, More!

If you desire to communicate God's word and become the best gospel magician you can be, then this video is for you!

About Duane Laflin...

Duane Laflin is one of America's premiere gospel magicians and entertainers. Duane has performed and taught on the art of gospel magic all over the world. An ordained minister, Duane is a past two-time president of The Fellowship of Christian Magicians.

Duane is also author of numerous books and videos on gospel magic, including the best-selling "Greater Gospel Magic."

Duane, with his wife Mary, have four children and reside in Troy, Montana.


Volume One Running Time Approximately 1hr 20min

Volume Two Running Time Approximately 56min

Volume Three Running Time Approximately 1hr 35min

\$ 49.95





## Cords of Sin

A red wooden bead is shown with two cords running through the center. One cord is tied around the red bead, trapping it on the cord. A green bead is threaded on one side of the red bead. On the other side, a yellow bead is threaded on. The magician gives the cords a quick tug, and the red bead penetrates the cords and falls to the table, leaving the green and yellow bead together on the cord. Shows how God and man can come together by removing sin.

\$ 8.95



## Daniel and the Lions

Full color art. Protected with plastic laminate overcoat. On super strong yet lightweight PVC board - 11 by 17 in size. A very entertaining routine involving three children from the audience. One child plays the part of Daniel. He is caught in the act of prayer so ropes are tied around his waist and then also threaded through a Daniel picture.

To illustrate the Bible story two lions are also threaded on the ropes. (Other volunteers now hold the ends of the ropes where the lions are). What will happen to Daniel? Will he become a Daniel burger for those lions as he spends the night in their den? Suspense builds, the audience counts, at the last minute...Daniel is mysteriously set free from the ropes. His picture is free too, but the lions are still trapped on the ropes. This is used to share a powerful lesson about being willing to take a stand for God.

The method for the trick is easy and clever.

The routine is well explained

\$ 36.95



## Dissolvo Paper

DISSOLVO PAPER looks like normal paper, but disintegrates when put into water. The classic use is to have a spectator write one of his sins on the paper, and then put it in a clear glass and cover it with water. As the water is poured back and forth from one glass to another, the paper vanishes before everyone's eyes. A very powerful and dramatic effect. Comes with instructions and routine, plus some ideas for performance.

Three 8 1/2" x 11" sheets, enough for up to 36 performances.


\$ 6.25



## Eternal Life Policy

Looks like a real insurance policy and can be done anyplace during your program. Performer announces that he has an insurance policy that guarantees eternal life. He asks someone to take a card but NOT to look at it. Then the performer reads the terms of the policy guaranteeing eternal life. When the spectator looks at his card, he is startled to see it is a card with a Christ head printed on it. The performer opens the policy to reveal a large matching Christ head printed on it.

\$ 5.95



## Flaming Bible

During the course of any magic or comedy routine the performer opens up his Bible and real flames shoot out from inside!

Of course, you could also open the book without having the flames-it's under your complete control at all times.

Battery-operated (no flint wheel to fuss with) and quality-made.

\$ 47.95



## Gospel Magician Bumper Sticker

Tell them you are a Gospel magician with this beautiful silver and black bumper sticker. Very attractive.

\$ 3.50



## GOSPEL MONEY (JUMBO, 100 CT. PKG.)

The bills come in three sizes and are in the style of a one-dollar bill. They have a picture of Jesus where George Washington would be and have many gospel messages worked into the design. For example, where the seal of a dollar bill would be is the message, "He who overcomes shall receive a crown."

Both sides of the bill are well made, and they will make a wonderful give-away for your Church shows. JUMBO SIZE 5 1/2" X 13", 100 PIECES.

\$ 9.95



## GOSPEL MONEY (REGULAR BILL SIZE, 250 CT. PKG.)

The bills come in three sizes and are in the style of a one-dollar bill. They have a picture of Jesus where George Washington would be and have many gospel messages worked into the design. For example, where the seal of a dollar bill would be is the message, "He who overcomes shall receive a crown."

Both sides of the bill are well made, and they will make a wonderful give-away for your Church shows. 250 BILLS, REGULAR SIZE.

\$ 8.95



## Gospel Svengali Deck

The wonder deck of the Gospel magic fraternity.

There is no end to all the Bible truths that you can tell with this wonderful Gospel deck of cards. Unlike a regular deck of cards, each card in this deck is printed with a Biblical symbol on it. The deck is riffled and a spectator is asked to stick his finger into the deck at any given place. The deck is cut and a Biblical sign is shown on the top card, which gives you the opportunity to tell the Gospel story. However, the card below it (or the actual one cut to) is always a card with the head of Christ printed on it. Now you can riffle through the deck again to show that all of the cards are Biblical Symbols; however the spectator always cuts to the Christ head. At the finish of the trick, you show that ALL of the cards have turned to Christ heads. Actually every Biblical symbol lends itself to a Christian story. A good closing with the deck would be to show all the Christ heads and say, "You see, the entire Bible was written for one purpose, Christ".

\$ 9.95



## GREAT MEN OF THE BIBLE

A strong pocket close-up trick that tells a message of some bible greats! Several face-up cards are shown: "Great Men of the Bible" ... Paul, John, Moses, David, etc. Performer discards one at a time ... leaving only one card in his hand and says "Paul" telling the greatness of this man. Spectator repeats performer's routine ... leaving one card in his hand -- to the spectator's surprise, it is a picture of Jesus Christ!

Easy to perform and one you'll enjoy doing as you have an opportunity to narrate a Bible truth and witness with each card!

\$ 5.95



## He Died for You

The performer displays a small packet of business size cards, each with a large cross printed on them. He has spectator initial the top card of the stack, removes this card from the packet and hands it to the spectator. He finds his initials are still on the card as well as a large sign on the cross stating: "He Died For You".

Very easy to do. Includes enough cards for 20 performances.

\$ 5.95



## He Is Risen

Packs Flat, Plays Big.

This should be in every gospel performers "bag of tricks".

Three large jumbo cards are shown. Each have printed crosses on them, but the center card is in a different color easily depicting it as Christ on the cross between the two thieves. Usually a child is asked to come to the platform and hold a large folder with a picture of the tomb printed on it. The three cards are placed in the tomb as the crucifixion story is told. The two thief cards are removed leaving only the Christ card in the tomb. However the folder is shown to be empty except for a card with the words "HE IS NOT HERE". When the audience thinks that the Christ card is on the reverse side and indicate they would like to see it turned over, the words "HE IS RISEN" appear on the back. Very, very strong Gospel magic and very easy to do. Many performers use it in all of their programs, but a must for any program around the Easter season

\$ 17.95




## Heart, Soul, and Mind

The performer slowly counts three cards. One by one they are shown to each have the word Heart printed on them. Now the cards are given a twist and shown again. All three have mysteriously changed to the word Soul! Another twist and all three change to the word Mind! A final twist produces three cards each with a different word.

The spectators are sure you must have at least nine cards, but they may be handed out for examination, for there are only three!

\$ 5.95



## Holy Bible Coloring Book

In essence, it is like a regular coloring book except with a beautiful Black cover with the words HOLY BIBLE. A beautiful routine presented by Rev. Charles A. Wormsley is included. He has written it out for us word for word and given us permission to make the trick exactly as he performed it.

In addition to being a very entertaining trick, you can tell the beautiful story of Jesus from His birth to the empty tomb with this Bible Coloring Book. This has been positively the best selling Gospel magic trick ever made. If you are over six years old, you can do it. We mail them out almost daily to Bible workers and teachers around the world.

1. A Bible Coloring Book is freely shown. The pages are fanned both ways and shown to be absolutely blank on both sides. The performer explains that many people lead empty lives.
2. The performer fans the pages showing that the blank pages are now printed with black and white drawings of the Christian story from the Babe in the Manger to the Empty Tomb.
3. The performer goes on to explain that if a person reads the word of God they will find many wonderful stories about our Lord and Savior. But once they get to know and accept Jesus as their personal Savior, He will fill their life with more beauty than they can imagine. At this time the performer fans the pages and the pictures of the Christian stories are now shown to be in full color.

Note: The pages can be run both ways in the book and make three complete changes. Book is 8.5" X 11" includes instructions

\$ 9.95



## Illusions That Reveal The Truth

Here is a book with enough ideas and material to develop an entire evening program. The illusions presented in this book can be performed for either a large or small group. With each illusion there is a description of the effect and the necessary illustrations for making it up. There are some twenty-six different illusions covered in this beautifully illustrated book.

You will get ideas from this book that you will remember forever!

\$ 5.95

## KEY TO THE KINGDOM



### Jumbo Key to the Kingdom

Eleven (7" X 4.5") cards are displayed before the audience. A spectator freely chooses a number between one and ten. His number is used to select and mark a card for future reference. Each card is turned around revealing ideas about what some people may think it takes to get to heaven. Finally the card marked as the spectators choice is turned around to reveal the Christ Head Card. The spectators choice is the one and only correct "KEY TO THE KINGDOM". If you are looking for a strong trick that could be your entire sermon, this is it. Highly recommended and not difficult to do.

\$ 12.95



### Key to the Kingdom (Jumbo Size)

Eleven cards are displayed before the audience. A spectator freely chooses a number between one and ten. His number is used to select and mark a card for future reference. Each card is turned around revealing ideas about what some people may think it takes to get to heaven. Finally the card marked as the spectators choice is turned around to reveal the Christ Head Card. The spectators choice is the one and only correct "KEY TO THE KINGDOM". If you are looking for a strong trick that could be your entire sermon, this is it. Highly recommended and not difficult to do.

(The jumbo size is terrific for larger groups. Use assistants from the audience to hold each card, thus adding more audience participation).

\$ 14.95



### Key to the Kingdom (Regular)

Eleven cards are displayed before the audience. A spectator freely chooses a number between one and ten. His number is used to select and mark a card for future reference. Each card is turned around revealing ideas about what some people may think it takes to get to heaven. Finally the card marked as the spectators choice is turned around to reveal the Christ Head Card. The spectators choice is the one and only correct "KEY TO THE KINGDOM". If you are looking for a strong trick that could be your entire sermon, this is it. Highly recommended and not difficult to do.

\$ 7.95



## King of Hearts (Bridge Size)

Three regular playing cards are shown. Two spot cards and a "King of Hearts" in the center. When you lay the three cards face down on the table, you have a spectator put his finger on the "King of Hearts" or the center card. When this chosen card is turned over it reveals a picture of the head of Christ, the original "King of Hearts".

Available in three sizes.

\$ 2.95



## King of Hearts (Jumbo)

Three regular playing cards are shown. Two spot cards and a "King of Hearts" in the center. When you lay the three cards face down on the table, you have a spectator put his finger on the "King of Hearts" or the center card. When this chosen card is turned over it reveals a picture of the head of Christ, the original "King of Hearts".

Available in three sizes.

(Jumbo Cards, easy to see from a distance).

\$ 5.95




## King of Hearts (STAGE SIZE)

Three (7" X 4.5") playing cards are shown. Two spot cards and a "King of Hearts" in the center. When you lay the three cards face down on the table, you have a spectator put his finger on the "King of Hearts" or the center card. When this chosen card is turned over it reveals a picture of the head of Christ, the original "King of Hearts".

Includes instructions and the stage size (7" X 4.5") cards needed.

\$ 24.95



## Loaves and Fishes

A Novel Presentation of One of the Greatest Miracles Told in All Four Gospels

A sponge rubber fish is shown in one hand and a sponge rubber slice of bread in the other. They vanish and reappear in both the performers and the spectators hands. They are both placed in the spectators hands where they multiply, producing a hand full of bread and fish. Heres where you can tell the story of the little boy with only two fish and five loaves. Jesus was preaching to the multitude and took the five loaves and two fish and fed the entire five thousand people. A very nice tool to tell a wonderful Bible Truth as well as a chance to witness!

\$ 5.95



## Magic for the Gospel Magician

by Ralph Mills

Ralph C. Mills, former President of the Fellowship of Christian Magicians International, performer and lecturer of Gospel magic wrote two volumes of Magic For The Gospel Worker. Weve compiled both volumes into this one book. Many are tricks you can easily make and many are tricks using regular magical equipment. All have good routines, well illustrated and are one hundred percent Scripture oriented.

\$ 5.95



## Make Your Own Flexagon

What is a flexagon? A flexagon is made up of regular polygons (a figure with three or more straight sides) and are folded together in such a way that they "flex" and show more than the usual two faces of flat surfaces. The flexagon is based on principles which appear elsewhere in daily life, such as doors which are hinged to open either way, and in magicians props such as Jacobs Ladder Tumbling Blocks and the Himber wallet. Complete instructions and several pages of actual patterns, dozens of well-drawn illustrations plus some beautiful Bible applications are included.

\$ 5.95



## Making a Clean Cut

Easy to Perform ~ Always Ready ~ Shows Well From A Platform

Excellent Instructions With Many Religious Applications

The performer unfolds a large paper square which has a number of red hearts and blue stars printed on each side. He refolds it and makes one straight cut with his scissors then shows the pieces that were cut away. The result is that with one cut of the scissors, he has removed all of the red hearts. Then he opens up the paper and shows that what has been left behind is a delicate lacy checker board with only the blue stars. This is very effective and you get enough papers for twelve performances.

\$ 7.95



## Miracle Screen

This beautiful prop has been silk screened and each panel measures 9 by 14 inches. When folded into a triangle with the Devil sides showing, you produce, from apparently nowhere, many devilish items. The screen is then opened and refolded into a triangle with the Christ sides showing, and you produce items from the world of Christianity. Some produce small Bibles, silk scarves, hat coils and even live doves. When not in use, it folds perfectly flat.

\$ 29.95



## MISSING PEACE MONEY (JUMBO 4.5" x 7")

Here is a trick that is one of the most wonderful witnessing tools ever! It is an adaptation of an old optical illusion that has been around for a long time. But now there is a real reason for attempting this puzzle.

A Gospel Dollar has been cut into four pieces. If you assemble the pieces with the back (green side) showing, the four pieces make a complete dollar bill. If you turn them over and assemble them with the front showing (the black side), there is a rectangular piece missing in the center. REMEMBER ~ Spectator is the one who does the actual assembling of the pieces. The SURPRISE comes when spectator assembles the face-up bill and it has a HOLE in it ~ JESUS' PICTURE IS MISSING

Here's where the message starts: "There is a 'hole' in this bill. It is not a WHOLE bill . . . and this is the way with many people. There are holes in their lives because JESUS IS MISSING!" Continue patter. You then produce a small envelope. Inside the envelope is the missing piece with the picture of Jesus on it and it fits perfectly in the center of the bill.

Great for auditorium or classroom.

\$ 7.95



## MISSING PEACE MONEY (REGULAR 2.25" x 3.5")

Here is a trick that is one of the most wonderful witnessing tools ever! It is an adaptation of an old optical illusion that has been around for a long time. But now there is a real reason for attempting this puzzle.

A Gospel Dollar has been cut into four pieces. If you assemble the pieces with the back (green side) showing, the four pieces make a complete dollar bill. If you turn them over and assemble them with the front showing (the black side), there is a rectangular piece missing in the center. REMEMBER ~ Spectator is the one who does the actual assembling of the pieces. The SURPRISE comes when spectator assembles the face-up bill and it has a HOLE in it ~ JESUS' PICTURE IS MISSING

Here's where the message starts: "There is a 'hole' in this bill. It is not a WHOLE bill . . . and this is the way with many people. There are holes in their lives because JESUS IS MISSING!" Continue patter. You then produce a small envelope. Inside the envelope is the missing piece with the picture of Jesus on it and it fits perfectly in the center of the bill.

Great for auditorium or classroom. (REGULAR 2.25" x 3.5")

\$ 4.95



## My Church

Everything great happens at MY CHURCH ~ Great Church Services, Great Sunday School, Great Prayer Services, Great Fellowship, etc. If you really want to see, just come to MY CHURCH . . ." A very visual trick, large enough for platform but usable for close-up with audience participation. Performer holds up a large card folder (8 1/2" x 11") with a picture of a church printed on the front. He explains that in MY CHURCH many miracles happen. Next he displays four white printed cards (approx. 5 1/2" x 8 1/2") each with a different word ~ "ANGER", "GREED", "ENVY" and "HATE". Some refer to them as Mr. Hate, Mr. Envy, etc. Performer then gives a short message on each of the cards as he places them in the church folder. When withdrawn, they've changed into cards of assorted colors saying "PEACE", "JOY", "HAPPINESS" and "LOVE". The church folder is then opened, showing a large picture of Christ, and the bible text from 2 Corinthians 5:17 "Therefore, if anyone is in Christ, he is a new creation; old things have passed away; behold, all things have become new." Performer closes by saying; "Christ was found in My Church and lives were changed". This effect is self-contained and very easy to do.

\$ 10.95



## One Way

### One Way

by Bob Sparks

Over the years, this has become one of our most popular effects. However, here is an entirely new "twist" on this grand old trick. As the one way arrow is shown, it seems to magically change directions. The routine goes as follows:

1st ~ ARROW GOES RIGHT ~ THEN LEFT ~ THEN DOWN ~ THEN UP (My Ministry takes me to many places)

2nd ~ ARROW THEN OPENS UP TO A WORLD MAP (Wherever I travel in this world, I always carry a map to keep me from getting lost)

3rd ~ ARROW THEN GOES UP AND DOWN (All are on a spiritual journey. We are either going in a direction that leads us to God, or a direction that leads us away from God)

4th ~ ARROW OPENS UP AGAIN TO PAGES OF HOLY SCRIPTURE. (God wants us to be led to Him that's why he gave us a map... the Bible)

5th ~ ARROW KEEPS POINTING UP (If we let Jesus lead in our life we will always go in the right direction)

6th ~ ARROW AGAIN OPENS UP SHOWING A LARGE HAND POINTING UP AND THE WORDS "ONE WAY" (Jesus is the One Way to get to Heaven)

You would have to see the effect and the impact this trick has to really appreciate it. If you've used the secular version of this effect, you'll want this deluxe model made exclusively for the Gospel performer.

\$ 18.95



## Presenting The Gospel by Magic

This book is filled with tricks and routines that you can learn quickly. In fact, the first six tricks in this book can be performed, in the same order they are presented to form a 20-25 minute Gospel magic show. Ropes, scarves and paper tears are among the many items you use in presenting the Gospel from this book. It is beautifully illustrated.

\$ 5.95




### Rabbit in Hat Decals (Large Size)

Use these decals to enhance your suitcase, table or other props.

Made on a silver self-adhesive paper, these decals are very durable. The printing is in a high-gloss black with an embossed effect. Also Available in Small Size 4" x 4" square


\$ 5.75



### Ropes of Equality

Three different sized ropes are displayed to the audience. The performer talks about the differences between people. People are unique in size, shape, and individual characteristics. But God sees us differently. He sees our hearts and loves us all. To Him we are all the same. The ropes are then magically stretched and become the same size. The ropes have become equal, just as God sees us. He sent His son Jesus Christ to die for everyone's sin, not just a few of us. And he wants to have a relationship with all of us, regardless of our physical differences. Differences in size, shape or color - the ropes magically become different sizes. Bonus effect "Radiant Rainbows" included.


\$ 8.95



### Ropes of The Trinity

This effect teaches the doctrine of The Trinity, that God is three persons and yet one. Three colored ropes tied together are magically blended into one showing that The Trinity is believing in three Gods, that are one! In the Bible we read about how God the Father manifested himself in the flesh as Jesus. After he was crucified, He arose on the third day and ascended to the right hand of the Father in Heaven but still dwells among us today as the Holy Spirit. He's in the heart of everyone who trusts in Him. So you see, God is one . . . and three . . . both at the same time."

\$ 8.95



### Still More Conjuring For The Church

by J. B. Maxwell, Ph.D., D.D.

If you already have some magical effects and are looking for Gospel applications, then you'll love this book. Twenty Gospel routines complete with Bible Text, message and what piece of equipment to use. High Sign, Garden of Flowers, Vanishing Knot, Silk Cabby, Strat-O-Sphere, Candle Lite and Die Box are a few of the effects covered.

\$ 5.95




### Still More Magical Object Messages

by J. B. Maxwell, Ph.D., D.D.

This book has twenty different effects and covers homemade equipment using items that are found around the house; jars, drinking glasses, handkerchiefs, ropes, salt shaker, or things you can very easily make. Scripture and patter for each trick is clearly written and most are very easy to do.

\$ 5.95




### The Art of Gospel Magic

by Art Zachman

Art Zachman, veteran Gospel performer has compiled 37 excellent magic routines in this well written book. If you're already in magic and have secular magical equipment, then this book is for you, use your own tricks and start doing Gospel magic right away with these beautiful routines.

\$ 5.95



## The Good News Visualized

by Glenn C. Tompkins

Here is a great book for the beginner or someone who is just wanting to start with something very easy in Gospel magic. The book consists mostly of Gospel object lessons using paper, scissors and items you already have around. Glenn C. Tompkins, noted magic lecturer and author, has compiled together some of his best material in this book.

\$ 5.95



## The Gospel Magicians Digest

by Edward F. Jarvis II

This book covers it all: The Image, Showmanship, Selling The Show, Fees, Give-A-Ways, Stage Lighting, The Sound System, Just For The Church, PLUS a section on Close up effects, Standard Equipment and Illusions, and much more. The Gospel Magicians Digest is a volume that you'll certainly want in your library. 72 beautifully printed pages.

\$ 5.95



## The Magic of the Gospel

by Rev. Bob Sparks

If you are new in magic then this is the book for you!

Every trick in this book is very simple and easy to do. This book makes a great gift for those new to the world of Gospel Magic. Routines include lessons titled, Black and White Lies, Complete in Christ, Jesus Changes Things, The Indestructible Word, and more.

\$ 5.95



## The People We Meet

A Powerful Way to Communicate A Life Changing Biblical Truth

You show a sketch book with drawings of all kinds of people-smiling, frowning, long-haired, bald, young, old, etc. Each picture is cut into three sections so you can interchange the mouth, nose and eyes creating a wide variety of pictures, showing the great diversity of the people we meet everyday. But who are those people? And why should we care about them or help them at all?

Three volunteers select three different sections as you flip through the pages. When the selections are made, you turn the book so the audience can see the final picture-the face of Jesus Christ. "In as much as you have done it unto the least of these my brethren, you have done it unto me."

\$ 24.95



## The Real Meaning of Christmas

This is one of the best Christmas routines offered to the Gospel performer

Four scarves are shown, each having a traditional Christmas symbol! The scarves are placed into a change bag and transformed into the "Real Meaning of Christmas", a scarf that shows the Nativity.

Doug Wathen of One Way Street wrote a beautiful routine which is included with this wonderful seasonal story. Instructions are written for use with a change bag (not included), however you can use a Dove Pan, a Crystal Silk Cylinder or any change device. This is excellent Christmas magic. John 3:16 tells the story that is strong here. Eternal life is the free gift of God. All we have to do is accept it just like accepting a Christmas present.

Includes five silks - approx. 12" X 12" each (14" X 14" for nativity) and instructions

\$ 27.95



## The Ultimate Paper Tear

Four different colored strips of paper, all blotched with large irregular spots, are shown and torn to pieces, then folded into a small packet. Performer explains how God can remold us. When the packet is opened, a large colorful portrait of Christ is shown with an explanation of Christ's forgiving, creating powers. Enough for eight performances

\$ 8.95



## The World Passes Away


The "not so tear-able" trick

by Robert H. Hill

With this trick you receive 10 sheets of paper printed with a blue heart, the words "THE WORLD PASSES AWAY" and the reference 1 John 2:17. You also receive 10 sheets of paper printed with a red heart and the words "WHOEVER DOES THE WILL OF GOD REMAINS FOREVER!" Even though the papers look as if they are identical in quality; the blue paper with the words "THE WORLD PASSES AWAY" tears easily and the red paper with the words "WHOEVER DOES THE WILL OF GOD REMAINS FOREVER" cannot be torn.

In performing, you ask for a couple of volunteers. One of the volunteers should look "weak" and the other should look "strong". A little young lady and a big strong man make a good combination. The blue paper goes to the "weak" person and the red paper to the "strong" person. You point out the reference to the audience. Then ask the "weak" person to simply tear the paper in half. Then tear again and again, until the papers are torn in small pieces. Then read the words on the other paper and have the "strong" person tear his paper. He will try and try and not be able to tear the paper.


\$ 7.95



## WONDER PAD

Individual sheets of paper (6.5" x 3.5") become indestructible when Bible truths are written on them. Great application. Instructions included.

\$ 8.95



## Wrapped Up in Sin

A folded dollar bill is placed in the center of a piece of paper and folded into a packet of different colored papers. This illustrates how we become wrapped in serving sin, rather than God. When the papers are opened, they are found to be empty – the bill has vanished. Just like a life wrapped up in sin and worldliness, your life will be empty and you will end up with nothing. The papers are refolded, and unfolded again. This time when the last paper is opened, the bill has returned! The bill is opened revealing a picture of Jesus Christ. This illustrates how you need to choose Jesus as the center of your life; because he alone can fill your life with true meaning and purpose.

\$ 8.95